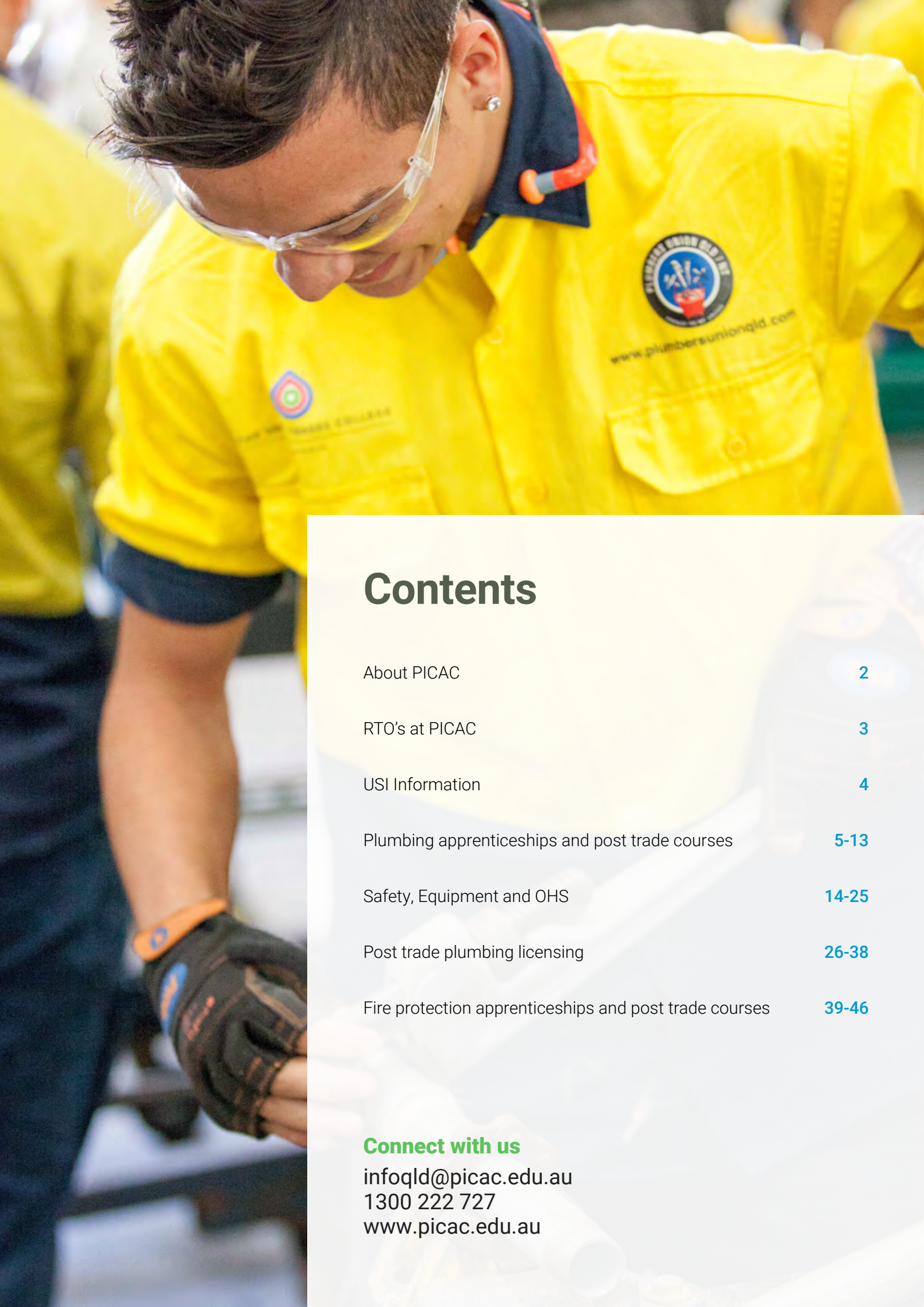




# 2022

## PICAC Course Guide QUEENSLAND

PLUMBING • FIRE PROTECTION • SAFETY, EQUIPMENT AND OHS



# Contents

About PICAC	2
RTO's at PICAC	3
USI Information	4
Plumbing apprenticeships and post trade courses	5-13
Safety, Equipment and OHS	14-25
Post trade plumbing licensing	26-38
Fire protection apprenticeships and post trade courses	39-46

## Connect with us

infoqld@picac.edu.au  
1300 222 727  
www.picac.edu.au



# About PICAC

**By showcasing the world's very best leading edge technology, we are training the plumbers of tomorrow, today**

PICAC is a national collaboration between key industry stakeholders in the plumbing, fire protection and HVAC industries. It is a not for profit, run solely for skills development. The first PICAC campus opened in Brunswick, Victoria in 2008. Since then, PICAC has expanded to Geelong and Narre Warren (VIC), Glenwood (NSW) and Beenleigh (QLD).

PICAC is funded by industry – through a levy provided for in the Plumbing and Fire Protection Enterprise Bargaining Agreement's in Victoria, New South Wales and Queensland.

While many traditional training providers struggled to keep pace, PICAC has evolved to meet the demands of the workforce, training over 5000 individual students in over 500 individual courses. PICAC has become a definitive point of reference. A place where the role of Plumbing as the key enabler of economic growth and environmental sustainability is recognised, developed and promoted.

## OUR STAKEHOLDERS



Plumbing and Pipe Trades  
Employees Union  
Queensland



National Fire Industry  
Association



Master Plumbers'  
Association  
of Queensland

Master Plumbers'  
Association of Queensland



## The Queensland Apprenticeships Centre at PICAC Beenleigh

Thanks to a \$20 million dollar investment from the Queensland Government, PICAC Beenleigh is set to become a world leading training facility – featuring an Industry-first Hydrogen Centre of Excellence. Opening in early 2022.

The \$20 million Queensland Apprenticeships Centre at the PICAC Beenleigh campus will train Queenslanders in the skills and jobs of the future. The new facility is a key part of the State Government's plan to fast track the development of the Industry and ensure Queensland is at the forefront as the supplier of choice for hydrogen.

The new training facilities will include gas training equipment, lower carbon technology upgrades, roof-access work platforms, special hazards fire systems and state of the art training rooms.

The world class Centre will be pivotal in enabling the delivery of Industry leading training for Queensland plumbing, mechanical and fire protection industries. Once open, the new facility will allow for an additional 200 new apprentices a year and will incorporate state-of-the-art technologies to ensure a locally skilled workforce for jobs in emerging industries like Hydrogen.

PICAC Beenleigh will expand its training capacity with the construction of The Hydrogen Centre of Excellence at the Queensland Apprenticeships Centre. This innovative facility will upskill gas plumbing professionals to enable the workforce to begin the transition to a clean hydrogen industry.

Due to be complete in 2022, the Centre will consist of state of the art training areas, with separate zones where vocational training is undertaken safely on regulated supplies of hydrogen.

The Hydrogen Centre of Excellence will ensure new trainees and apprentices develop vital skills so that they are ready for the hydrogen workforce of tomorrow.



## Registered Training Organisations (RTOs) delivering training in association with PICAC



**THE SERVICE TRADES COLLEGE**  
AUSTRALIA

### **The Service Trades College Australia**

RTO 31239

- Apprenticeship (plumbing)
- Licensing
- Post-apprenticeship specialisation



### **CEPUTEC**

RTO 4612

- OHS/WHS
- First aid
- Plant and equipment
- Welding



Master Plumbers'  
Association  
of Queensland

### **Master Plumbers Association of Queensland**

RTO 30473

- Post-apprenticeship specialisation
- Licensing
- Licence endorsement



### **Fire Industry Training**

RTO 22101

- Pre-apprenticeship (fire protection)
- Apprenticeship (fire control)
- Specialist training
- Licensing



## Unique Student Identifier (USI)

A USI is your individual education identifier for life. It also creates an online record of your training attainments in Australia.

If you are undertaking either nationally recognised training, or a higher education qualification, you need a USI in order to receive commonwealth financial assistance, as well as to obtain your qualification or statement of attainment.

You only have to create it once. To create your USI, visit **[www.usi.gov.au](http://www.usi.gov.au)**.



# Plumbing apprenticeship and post trade courses

**RTO: 31239 The Service Trades College (STC)**



THE SERVICE TRADES COLLEGE  
AUSTRALIA

## APPRENTICESHIP PROGRAMS

CPC32413 – Certificate III in Plumbing	7
CPC32513 – Certificate III in Plumbing Mechanical Services	8

## POST TRADE QUALIFICATIONS

CPCPMS3034 – Install Medical Gas Pipeline Systems	9
CPCPWT4022 – Commission and Maintain Backflow Prevention Devices	
CPCPWT4022 – Commission and Maintain Backflow Prevention Devices (Revalidation)	
CPCPWT4023 – Commission and Maintain Hot and Heater Water Temperature Control Devices	

### Course provider:

The Service Trades College  
(STC) - RTO 3123

### How to apply:

T: 1300 222 727  
E: [info@tstca.com.au](mailto:info@tstca.com.au)

### Location:

PICAC Beenleigh, QLD



THE SERVICE TRADES COLLEGE  
AUSTRALIA



## CPC32413 – Certificate III in Plumbing

### Course overview

The best and brightest apprentices will be attracted by the proactive practical elements of this apprenticeship program. Participants will gain skills in the use of new industry technologies and equipment with support from our trainers.

This qualification provides competencies in installing pipes, fixtures and gas regulators; installing pumps, gas appliances, water tanks, water heaters and water heating systems. In addition to training which is specifically tailored for the commercial sector, eligible employers and apprentices will receive a range of additional benefits. The most significant of these is the reimbursement to employers for the additional four weeks of training time for apprentices.

### Eligibility

Students must be employed as an apprentice in the relevant industry and have signed up through an Australian Apprenticeship Support Network provider (AASN) stating The Service Trades College Australia as the Supervising Registered Training Organisation (SRTO).

### Free apprenticeships for under 25s

If you're under 25, the Queensland Government will cover the cost of your training with a training provider when you choose a high priority apprenticeship or traineeship. Your employer will pay your wages, and you might have to meet costs related to any uniform or other training resources.

### Duration and delivery mode

Block training typically consists of attendance three times a year for two weeks each time Monday to Friday (7am – 3pm).

Training is delivered at the state of the art PICAC Beenleigh campus. Our knowledgeable trainers utilise the latest industry methods and equipment to prepare specialists for the future.

At apprenticeship commencement an individual training plan is developed for each apprentice. The duration of attendance may vary depending on the stage and the units of competency specified in the apprentices individual training plan.

### Recognition

On successful completion of this course you will receive CPC32413 – Certificate III in Plumbing.

Visit [www.theservicetradescollege.com.au](http://www.theservicetradescollege.com.au)  
or call **1300 222 727** for more info



NATIONALLY RECOGNISED  
TRAINING



THE SERVICE TRADES COLLEGE  
AUSTRALIA



## CPC32513 – Certificate III in Plumbing Mechanical Services

### Course overview

The best and brightest apprentices will be attracted by the proactive practical elements of this apprenticeship program. Participants will gain skills in the use of new industry technologies and equipment with support from our trainers.

This qualification provides competencies in installing pipes, fixtures and gas regulators; installing pumps, gas appliances, water tanks, water heaters and water heating systems. In addition to training which is specifically tailored for the commercial sector, eligible employers and apprentices will receive a range of additional benefits. The most significant of these is the reimbursement to employers for the additional four weeks of training time for apprentices.

### Eligibility

Students must be employed as an apprentice in the relevant industry and have signed up through an Australian Apprenticeship Support Network (AASN) provider, stating The Service Trades College Australia as the Supervising Registered Training Organisation (SRTO).

### Free apprenticeships for under 25s

If you're under 25, the Queensland Government will cover the cost of your training with a training provider when you choose a high priority apprenticeship or traineeship. Your employer will pay your wages, and you might have to meet costs related to any uniform or other training resources.

### Duration and delivery mode

Block training typically consists of attendance three times a year for two weeks each time Monday to Friday (7am – 3pm).

Training is delivered at the state of the art PICAC Beenleigh campus. Our knowledgeable trainers utilise the latest industry methods and equipment to prepare specialists for the future.

At apprenticeship commencement an individual training plan is developed for each apprentice. The duration of attendance may vary depending on the stage and the units of competency specified in the apprentices individual training plan.

### Recognition

On successful completion of this course you will receive CPC32413 – Certificate III in Plumbing.

Visit [www.theservicetradescollege.com.au](http://www.theservicetradescollege.com.au)  
or call **1300 222 727** for more info



NATIONALLY RECOGNISED  
TRAINING



THE SERVICE TRADES COLLEGE  
AUSTRALIA



## CPCPMS3034 – Install Medical Gas Pipeline Systems

### Course overview

This course provides participants with the skills and knowledge to safely install and test medical gas pipelines for use within hospitals and other medical facilities. The accurate and safe installation of medical gas pipeline systems is critical to patient safety and preventing life threatening situations.

Participants will learn the requirements for the installation of medical gas pipelines in relation to the Australian Standards (AS) 2896-2021 by taking part in practical fabrication activities and pipework installation exercises simulating real life examples.

### Entry requirements

Participants are required to:

- Be able to fabricate non-ferrous metal pipelines (eg. copper) and silver solder pipelines to industry standard. A practical refresher program is available and recommended to be completed prior to commencing the course if the participant skills are not current with industry best practice and standard
- Complete any pre-reading that is supplied on enrolment
- Be registered or licensed in plumbing or undertaking an apprenticeship in plumbing

### Prerequisites

CPCPCM2043 – Carry out WHS requirements is a prerequisite to this course. Students will be enrolled in both units unless they have previously successfully completed the prerequisite unit and provide a verified Statement of Attainment to confirm.

### Duration and delivery mode

Three consecutive days (24 hours) from 7am to 3pm.

### Course outcomes

On successful completion of this course participants will be able to:

- Check configuration of medical gas pipeline systems for compliance with plans or specifications, standards and authorities' requirements
- Measure, locate, set out and install medical gas pipelines and terminal units to Australian Standard (AS) 2896 – 2011 including brazing techniques
- Test medical gas pipeline systems to comply with the job specification, regulatory authorities' requirements, standards and Codes of Practice, and details recorded in the format required
- Apply safety and quality assurance requirements and demonstrate effective work methods relevant to medical gas pipeline installations.

### Recognition

Students who satisfactorily complete all course requirements will be eligible to receive a Statement of Attainment issued by STC Australia (RTO 31239), which is recognised nationally under the Australian Qualifications Framework.

To register for this course, visit  
[www.theservicetradescollege.com.au](http://www.theservicetradescollege.com.au)  
or call **1300 222 727**



NATIONALLY RECOGNISED  
TRAINING

# Plant & Equipment, Safety & OHS Courses

**RTO: 4612 CEPUTEC**



## FIRST AID

<b>First Aid</b> HLTAID011 – Provide first aid, HLTAID009 – Perform CPR	11
--	----

## CONSTRUCTION

<b>Confined Space</b> RIIWH202E – Enter and work in confined spaces	12
--	----

<b>Work Safely at Heights</b> RIIWH204E – Work safely at heights	13
---	----

## PLANT & EQUIPMENT

<b>Elevated Work Platform (Over 11 Metres)</b> TLILIC0005 – Licence to operate a boom type elevating work platform (Boom length 11m or more)	14
---	----

<b>Operate Boom-type Elevating Work Platform (Under 11 Metres)</b> RIIHAN301E – Operate elevating work platform, TLID3035 – Operate a boom type elevating work platform	15
--	----

<b>Elevated Work Platform Bundle (Under and Over 11 Metres)</b> RIIHAN301E – Operate an elevating working platform, TLID3035 – Operate a boom type elevated work platform, TLILIC0005 – Licence to operate a boom type elevating work platform (boom length 11m or more)	16
---	----

<b>Forklift</b> TLILIC0003 – Licence to operate a forklift truck	17
---	----

<b>Dogging</b> CPCCLDG3001 – Licence to perform dogging	18
--	----

## WELDING

<b>Poly Butt and Electrofusion Welding</b> PMBWELD301 – Butt weld polyethylene plastic pipelines, PMBWELD302 – Electrofusion weld polyethylene pipelines	19
---	----

## SAFETY

<b>Health and Safety Representatives (HSR) Training</b>	20
---	----

<b>Health and Safety Representatives (HSR) Refresher</b>	21
--	----

**Course provider:**  
CEPUTEC (RTO: 4612)

**How to apply:**  
T: 1300 222 727  
E: infoqld@picac.edu.au

**Location:**  
PICAC Beenleigh, QLD



## HLTAID009 – Provide cardiopulmonary resuscitation

## HLTAID011 – First aid

### Course overview

This course introduces learners to the theory and the practical skills required to perform CPR in line with the Australian Resuscitation Council (ARC) guidelines. During the course, you will also learn first aid procedures for several conditions such as allergic reactions, burns, cardiac arrest, choking, fractures, poisoning and shock.

This is a nationally accredited qualification that is recognised in all states and territories of Australia.

### Learning outcomes

Students who complete this qualification will gain the skills and knowledge to:

- Assess the environment where CPR may need to be performed
- Apply the DRSABCD concept
- Understand basic anatomy and physiology related to performing CPR procedures for performing CPR on adults and children
- Understand and apply infection control procedures
- Apply first aid procedures for a range of different conditions
- Use arm slings, roller bandages or other immobilisation techniques
- Respond to emergency situations

### Course delivery

This course is delivered in person (face to face). The location is at PICAC Beenleigh or at a specified work location which will be confirmed in the confirmation email.

### Course duration

Two days (16 hours)


### Re-accreditation

The HLTAID011 - Provide first aid certification remains current for three years, at which time you should redo the course to ensure that your knowledge and skills remain current. The Australian Resuscitation Council recommends refreshing CPR skills (HLTAID009 - Provide cardiopulmonary resuscitation) annually.

### Recognition

Students who satisfactorily complete all course requirements will be eligible to receive a Statement of Attainment issued by CEPUTEC (RTO 4612), which is recognised nationally under the Australian Qualifications Framework.

To register for this course, visit  
[www.ceputec.edu.au](http://www.ceputec.edu.au) or call  
**1300 222 727**



## RIIWH5202E – Enter and work in confined spaces

### Course overview

RIIWH5202E – Enter and work in confined spaces prepares learners to assess risk and develop safe working methods for working in confined spaces. This training is suitable for those working in operational roles, who may be in situations where they need to enter and exit confined spaces and carry out work while in the space.

This is a nationally accredited qualification that is recognised in all states and territories of Australia.

### Learning outcomes

Students who complete this qualification will gain the skills and knowledge to:

- Understand and apply safe work methods
- Understand the effects of irrespirable (unbreathable) environments on the body and the need for appropriate personal protective equipment (PPE)
- Monitor and adhere to the allocated entry time
- Select appropriate rescue equipment for emergencies
- Tag and lock out
- Enter and work in a confined space
- Conduct operational maintenance of equipment

### Entry requirements

Participants are required to:

- Wear appropriate PPE: Safety boots, hi-vis shirt/ vest
- Learners can bring their own harness or breathing apparatus if preferred

### Prerequisites and/or Recognition of Prior Learning (RPL)

There are no formal prerequisites for this course, however a solid understanding of workplace health and safety is essential and it is recommended that the learner has completed HLTAID009 Provide Cardiopulmonary Resuscitation (CPR).

No RPL can be applied to this course.

### Course delivery

This course contains both theory and practical components. The location is either at PICAC Beenleigh or at a specified work location which will be confirmed by email.

### Course duration

Two days (16 hours)

### Recognition

Students who satisfactorily complete all course requirements will be eligible to receive a Statement of Attainment issued by CEPUTEC (RTO 4612), which is recognised nationally under the Australian Qualifications Framework.

To register for this course, visit  
[www.ceputec.edu.au](http://www.ceputec.edu.au) or call  
**1300 222 727**



## RIIWHS204E – Work safely at heights

### Course overview

RIIWHS204E – Work safely at heights prepares learners to assess risk and develop safe work methods for working at height. You will learn about current work health and safety (WHS) legislation and how to apply it. This course focuses on preventing situations that may lead to a fall and is particularly focused on common situations found in the construction industry. Training will cover risk assessment, selection and correct use of equipment, rigging and of anchor systems, fall restraint, work positioning, and fall arrest systems.

This is a nationally accredited qualification that is recognised in all states and territories of Australia.

### Learning outcomes

Students who complete this qualification will gain the skills and knowledge to:

- Assess risk
- Select and correctly use equipment including rigging and anchor systems
- Select optimal positioning to reduce likelihood of falls
- Restrain falls with equipment or understand how to restrain falls
- Correctly set up fall arrest systems

### Entry requirements

Participants are required to:

- Bring photo ID on the day of training
- Wear appropriate PPE: Safety boots, hi-vis shirt/ vest. Long pants are recommended
- Learners can bring their own harness if preferred

### Course delivery

This course contains both theory and practical components. The location is either at PICAC Beenleigh or at a specified work location which will be confirmed by email.

### Course duration

One day (8 hours)

### Recognition

Students who satisfactorily complete all course requirements will be eligible to receive a Statement of Attainment issued by CEPUTEC (RTO 4612), which is recognised nationally under the Australian Qualifications Framework.

To register for this course, visit [www.ceputec.edu.au](http://www.ceputec.edu.au) or call 1300 222 727



## TLILIC0005 – Licence to operate a boom type elevating work platform (boom length 11 metres or more)

### Course overview

This course prepares learners to operate and conduct work activities from an elevating work platform (EWP) with a boom length over 11m. An EWP can be telescopic, hinged, articulated, or a combination of these, used to support a platform from which people, equipment or materials can be elevated to perform work. Participants will learn how to set-up, operate, shut-down and secure the EWP.

This is a nationally accredited qualification that is recognised in all states and territories of Australia. The course is based on the requirements of the National Standard for Licensing Persons Performing High Risk Work.

**NOTE:** Learners who successfully complete the training will become eligible to apply for a High Risk Work Licence (HRWL).

### Learning outcomes

Students who complete this qualification will gain the skills and knowledge to:

- Assess ground and environmental conditions applying risk assessment and hazard control strategies to confirm that the site is suitable for EWP use
- Position, stabilise and set-up the EWP including use of outrigger/stabilisers and packing
- Operate mobile EWP following best practice
- Operate an EWP including lifting and elevating using hand-eye coordination
- Coordinate and communicate with others
- Identify problems and equipment faults and where practicable demonstrate appropriate response procedures

### Entry requirements

Participants are required to:

- Read the learner guide and complete the review. The learner guide will be provided upon enrolment
- Bring photo ID on the day of training
- Wear appropriate PPE: Safety boots, hi-vis shirt/vest and hard hat.

### Course delivery

This course contains both theory and practical components. The location is either at PICAC Beenleigh or at a specified work location which will be confirmed by email.

### Course duration

Three days (24 hours)

### Recognition

Students who satisfactorily complete all course requirements will be eligible to receive a Statement of Attainment issued by CEPUTEC (RTO 4612), which is recognised nationally under the Australian Qualifications Framework.

Successful completion of this course may result in becoming eligible to apply for a High Risk Work Licence (HRWL) from the relevant State-based authority.

To register for this course, visit  
[www.ceputec.edu.au](http://www.ceputec.edu.au) or call  
**1300 222 727**



## RIIHAN301E – Operate Elevating Work Platform

## TLID3035 – Operate a boom type elevating work platform

### 1 Course overview

This course prepares learners to safely operate and conduct work activities from an elevating work platform (EWP). You will learn how to safely operate a scissor lift, vertical lift and boom lift under 11 metres. Note, these EWPs are not classified as requiring a high-risk work (HRW) licence.

This is a nationally accredited qualification that is recognised in all states and territories of Australia.

### Learning outcomes

Students who complete this qualification will gain the skills and knowledge to:

- Select and use the appropriate plant, tools and equipment
- Choose and prepare a suitably firm and level standing for location of the EWP
- Prepare for operating an EWP including inspecting and testing the unit
- Position, stabilise and set-up the EWP including use of outrigger/stabilisers and packing
- Understand how to respond to alarms
- Follow emergency and hazard procedures
- Operate an EWP including lifting and elevating using hand-eye coordination
- Coordinate and communicate with others
- Correctly select safety devices and ensure safety of the site and personnel

### Entry requirements

Participants are required to:

- Bring photo ID on the day of training
- Wear appropriate PPE: Safety boots, hi-vis shirt/vest and hard hat.

### Course structure

This course contains both theory and practical components. The location is either at PICAC Beenleigh or at a specified work location which will be confirmed by email.

### Course duration

One day (8 hours)

### Recognition

Learners who satisfactorily complete all course requirements will be eligible to receive a Statement of Attainment issued by CEPUTEC (RTO 4612), which is recognised nationally under the Australian Qualifications Framework.

**NOTE:** Completion of this course will not result in being issued a high-risk work (HRW) licence. The HRW licence applies to operating elevating work platforms with a boom length of 11 metres or more.

To register for this course, visit  
[www.ceputec.edu.au](http://www.ceputec.edu.au) or call  
**1300 222 727**



## Elevated Work Platform Bundle (Under and Over 11 Metres)

### TLILIC0005 – Licence to operate a boom-type Elevating Work Platform (Boom length 11 metres or more), RIIHAN301E – Operate Elevating Work Platform TLID3035 – Operate a boom type elevating work platform

#### Course overview

These three units prepare learners to operate and conduct work activities from an elevating work platform (EWP) with boom lengths under and over 11 metres. An EWP can be telescopic, hinged, articulated, or a combination of these, used to support a platform from which people, equipment or materials can be elevated to perform work.

Participants will learn how to set-up, operate, shut-down and secure EWP's including scissor, vertical and boom types.

This bundle consists of three nationally accredited qualifications that are recognised in all states and territories of Australia.

#### Learning outcomes

Students who complete this qualification will gain the skills and knowledge to:

- Assess ground and environmental conditions applying risk assessment and hazard control strategies to confirm that the site is suitable for EWP use
- Prepare for operating an EWP including inspecting and testing the unit
- Position, stabilise and set-up the EWP including use of outrigger/stabilisers and packing where applicable
- Operate mobile EWP following best practice
- Operate an EWP including lifting and elevating using hand-eye coordination
- Retract, lower, stow and secure the EWP boom
- Coordinate and communicate with others
- Park, switch off and isolate the EWP appropriately and safely and carry out post-operational checks
- Identify problems and equipment faults and where practicable demonstrate appropriate response procedures
- Follow emergency and hazard procedures

#### Entry requirements

Participants are required to:

- Read the learner guide and complete the review. The learner guide will be provided upon enrolment
- Bring photo ID on the day of training
- Wear appropriate PPE: Safety boots, hi vis shirt/vest and hard hat.

#### Course structure

This course contains both theory and practical components. The location is either at PICAC Beenleigh or at a specified work location which will be confirmed by email.

#### Course duration

Three days (24 hours)

#### Recognition

Students who satisfactorily complete all course requirements will be eligible to receive a Statement of Attainment issued by CEPUTEC (RTO 4612), which is recognised nationally under the Australian Qualifications Framework.

For units RIIHAN301E Operate Elevating Work Platform and TLID3035 – Operate a boom type elevating work platform, a wallet-sized plastic competency card will also be issued.

Successful completion of TLILIC0005 – Licence to operate a boom-type Elevating Work Platform (Boom length 11 metres or more) may result in becoming eligible to apply for a High Risk Work Licence (HRWL).

To register for this course, visit  
[www.ceputec.edu.au](http://www.ceputec.edu.au) or call  
**1300 222 727**



## TLILIC0003 – Licence to operate a forklift truck

### Course overview

This course prepares learners to safely operate a forklift truck. Participants will learn how to set-up, operate, shut down and secure a forklift.

A forklift truck is a powered industrial truck equipped with lifting mechanisms made up of a mast and an elevating load carriage to which is attached a pair of fork arms that can be raised 900 mm or more above the ground. Note: This does not include a pedestrian-operated truck or a pallet truck.

This is a nationally accredited qualification that is recognised in all states and territories of Australia. The course is based on the requirements of the National Standard for Licensing Persons Performing High Risk Work.

**NOTE:** Learners who successfully complete the training will become eligible to apply for a High Risk Work Licence (HRWL).

### Learning outcomes

Students who complete this qualification will gain the skills and knowledge to:

- Conduct routine checks and set-up the forklift for use
- Shift loads in a safe manner
- Drive the forklift with load in forward and reverse
- Drive the forklift around various routes
- Communicate with other site personnel
- Shut down and secure the forklift

### Entry requirements

Participants are required to:

- Read the learner guide and complete the review. The learner guide will be provided upon enrolment
- Bring photo ID on the day of training
- Wear appropriate PPE: Safety boots, hi-vis shirt/ vest. Long pants are recommended

### Course delivery

This course contains both theory and practical components. The location is either at PICAC Beenleigh or at a specified work location which will be confirmed by email.

### Course duration

Three days (24 hours)

### Recognition

Students who satisfactorily complete all course requirements will be eligible to receive a Statement of Attainment issued by CEPUTEC (RTO 4612), which is recognised nationally under the Australian Qualifications Framework.

Successful completion of this course may result in becoming eligible to apply for a High Risk Work Licence (HRWL) from the relevant State-based authority.

To register for this course, visit  
[www.ceputec.edu.au](http://www.ceputec.edu.au) or call  
1300 222 727



## CPCCLDG3001 – Licence to perform dogging

### Course overview

CPCCLDG3001 – Licence to perform dogging prepares learners to perform dogging operations, including using slinging techniques to move a load, selecting and inspecting lifting gear and directing a crane/hoist operator.

This is a nationally accredited qualification that is recognised in all states and territories of Australia. Learners who successfully complete the training will become eligible to apply for a High Risk Work Licence (HRWL).

This course is delivered by an accredited third party RTO.

### Learning outcomes

Students who complete this qualification will gain the skills and knowledge to:

- Identify potential hazards and risks and select appropriate safety measures and equipment
- Calculate load weight dimensions and centre of gravity
- Determine lifting and slinging points
- Calculate derated working load limit (WLL) of lifting equipment resulting from selected slinging techniques
- Select lifting equipment, inspect for defects and isolate, tag out, report, and record defective items
- Establish a communication method with the plant operator
- Direct plant designated lifting point/hook over the load's centre of gravity
- Attach and secure lifting equipment and gear to the load using slinging techniques
- Direct the movement of the load as per the lift plan, including lowering and landing
- Disconnect lifting gear from the load and direct the positioning of crane or hoist for next task

### Entry requirements

Participants are required to:

- Bring photo ID on the day of training
- Wear appropriate PPE: Safety boots, hi-vis shirt/ vest. Long pants are recommended

### Course delivery

This course contains both theory and practical components.

It is delivered by an accredited third party RTO. The RTO may vary due to location and will be confirmed by email prior to course commencement.

### Course duration

Five days or evenings (35 hours).

### Recognition

Students who satisfactorily complete all course requirements will be eligible to receive a Statement of Attainment which is recognised nationally under the Australian Qualifications Framework.

Successful completion of this course may result in becoming eligible to apply for a High Risk Work Licence (HRWL) from WorkSafe QLD.

To register for this course, visit  
[www.ceputec.edu.au](http://www.ceputec.edu.au) or call  
**1300 222 727**



## **PMBWELD301 – Butt weld polyethylene plastic pipelines**

## **PMBWELD302 – Electrofusion weld polyethylene pipelines**

### **Course overview**

This course teaches learners how to weld polyethylene (PE) plastic pipes and pipeline components safely and effectively to quality assurance requirements whilst maintaining personal and site safety.

Butt welding is a basic welding technique that joins two pieces of material together along a single edge. Poly butt refers to the technique being used for PE. Electrofusion welding is commonly used to join PE pipes or PE and polypropylene (PP) pipes.

Electrofusion welding is known for its consistency and ability to create strong joints; therefore, it is commonly used for the construction and repair of gas-carrying pipelines.

This is a nationally accredited qualification that is recognised in all states and territories of Australia.

### **Learning outcomes**

Students who complete this qualification will gain the skills and knowledge to:

- Identify materials as compatible for welding
- Calculate appropriate welding parameters to be used
- Maintain and calibrate welding equipment
- Perform welding to the required standard
- Assess the quality of welded joints

### **Entry requirements**

Participants are required to:

- Read the learner guide and complete the review prior to attending the course. The learner guide will be provided upon enrolment
- Bring photo ID on the day of training
- Wear appropriate PPE: Safety boots, hi-vis shirt/vest, safety glasses.

### **Course structure**

This course contains both theory and practical components. The location is either at PICAC Beenleigh or at a specified work location which will be confirmed by email.

### **Course duration**

One day (8 hours)

### **Recognition**

Learners who satisfactorily complete all course requirements will be eligible to receive a Statement of Attainment issued by CEPUTEC (RTO 4612), which is recognised nationally under the Australian Qualifications Framework.

**To register for this course, visit**  
**[www.ceputec.edu.au](http://www.ceputec.edu.au) or call**  
**1300 222 727**



## Health and Safety Representatives (HSR) Training

### Course overview

This WorkSafe approved training course provides HSRs and deputy HSRs (DHSR) with the knowledge, skills, and confidence to exercise their powers for the purpose of representing members of their designated work group (DWG) and help make their workplace safer.

All HSRs must undertake WorkSafe Queensland approved training within three months of their election.

HSR's and deputy HSR's can ask a person conducting a business or undertaking (PCBU) to attend approved courses. The PCBU must give HSRs paid time off to attend a course and pay the course costs and reasonable expenses, within three months of the request.

A HSR can only issue a provisional improvement notice (PIN) if they have attended an approved training course. Training courses are approved under section 21 of the Work Health and Safety Regulation 2011.

CEPUTEC (RTO 4612) is an approved HSR training provider.

### Learning outcomes

Students who complete this qualification will gain the skills and knowledge to:

- Interpret the occupational health and safety legislative framework and its relationship to the HSR
- Identify key parties and their legislative obligations and duties
- Establish representation in the workplace
- Participate in consultation and issue resolution
- Represent designated work group members in any OHS risk management process undertaken by the appropriate duty holder
- Issue a provisional improvement notice (PIN) and direct the cessation of work

### Entry requirements

There are no specific entry requirements or prerequisites for this course. Although the course is designed for HSRs, managers, supervisors, health and safety committee members and anyone with an interest in health and safety could also benefit from attending an HSR training course.

### Course delivery

Course is delivered face to face at PICAC Beenleigh in both classroom and practical settings. All learning materials will be supplied by CEPUTEC.

### Course duration

The course is delivered each Tuesday for five weeks, making up 35 contact hours.

### Recognition

Following participation in all five days of training, participants will be eligible to receive a Certificate of Attendance.

To register for this course, visit  
[www.ceputec.edu.au](http://www.ceputec.edu.au) or call  
**1300 222 727**



## Health and Safety Representatives (HSR) Refresher

### Course overview

This WorkSafe approved refresher course provides an opportunity for those who have previously completed the HSR Initial OHS Training Course to refresh their knowledge of the identification and assessment of common workplace hazards. The course will also provide HSRs with any important updates to the Work Health and Safety Regulation.

All elected HSRs and Deputy HSRs after completing an initial course of training, have an entitlement (for each year they hold office) to attend Refresher training annually.

### Learning outcomes

The learning objectives of the course is to provide information that could include:

- A general update on legislation
- Risk management specific to an industry or hazards
- HSR entitlements and powers
- HSR skills development

### Entry requirements

Participants must have previously completed the HSR Initial OHS Training Course.

### Course delivery

Course is delivered face to face at PICAC Beenleigh in both classroom and practical settings or at a specified work location which will be confirmed prior to course commencement.

### Course duration

The course is delivered over 7 hours, or one full day of training.

### Recognition

Participants will be eligible to receive a Certificate of Attendance from CEPUTEC.

To register for this course, visit  
[www.ceputec.edu.au](http://www.ceputec.edu.au) or call  
**1300 222 727**

# Plumbing courses

**RTO: 30473 Master Plumbers Association of Queensland**



## REQUIREMENT FOR ENDORSEMENT ON PLUMBERS LICENCE

<b>CPCPWT4022 – Commission and maintain backflow prevention devices</b>	23
<b>Backflow Revalidation (Online and Face to Face)</b>	24
<b>CPCPWT4023 – Commission &amp; Maintain Hot &amp; Heated Water Temperature Control Devices (TMV)</b>	25

## ENVIRONMENTALLY SUSTAINABLE PLUMBING INDUSTRY COURSES

<b>QLD334SWH01A – Evaluate and plan the installation of solar water heating systems</b>	26
---	----

## TRANSITION FROM INTERIM TO FULL GAS LICENCE

<b>CPCPGS4022 – Service Type A gas appliances</b>	27
<b>CPCPGS4011 – Design and size consumer gas installations</b>	28
<b>CPCPCM4012 – Estimate and Cost Work</b>	29
<b>CPCPCM4011 – Carry out work-based risk control processes</b>	30

## ACCREDITED COURSE REQUIRED TO OBTAIN A QBCC TRADE CONTRACTOR LICENCE

<b>BSBSMB401 – Establish legal and risk management requirements for small business</b>	31
--	----

## NON-ACCREDITED COURSE

<b>Plumbing Legislation</b>	32
<b>Introduction to Legionella Management in Building Water Systems</b>	33
<b>Introduction to Estimating for Plumbers</b>	34

### Course provider:

Master Plumbers Association  
of Queensland (MPAQ) - RTO  
30473

### How to apply:

T: 1300 222 727  
E: [infoqld@picac.edu.au](mailto:infoqld@picac.edu.au)

### Location:

Plumbing Industry House,  
Acacia Ridge or other



## CPCPWT4022 – Commission and maintain backflow prevention devices

### Course overview

This is an accredited three day course required for all plumbers' who wish to obtain a backflow endorsement with the Queensland Building and Construction Commission (QBCC).

This unit of competency specifies the outcomes required to test, commission and maintain backflow prevention devices in water services and is offered in classroom environment with practical based learning. Specifically, it covers preparation for work, identification of testing and commissioning requirements, physical testing and commissioning of devices, maintenance of devices and completion of work finalisation processes

Assessments for this course are conducted in both a practical and theoretical setting.

### Prerequisites

There are prerequisites for this course:

- CPCPCM2043 Carry out WHS requirements
- CPCPWT3027 Install backflow prevention devices

If you have completed these units in your prior studies, you must send an academic transcript to the Training Services Team along with your enrolment form. If you haven't completed these units, the Training Services Team will be able to provide you with options of how you can complete these units prior to attending the class for CPCPWT4022 Commission and maintain backflow prevention devices.

All participants are required to possess a copy the following Australian Standards in order to commence the course:

- AS/NZS3500.0 2003
- AS/NZS3500.1 2018
- AS/NZS2845.3 2010

**NOTE:** The AS2845.3:2010 is still active in QLD until the form 9 is updated to require testing to be performed to AS/NZS2845.3:2020.

### Course delivery

This course is delivered over 24 hours (generally 3 consecutive 8-hour days) face to face in a classroom setting.

This course requires a theoretical assessment and a practical assessment be completed on site while supervised by the MPAQ trainer.

### Course outcomes

On successful completion of this course learners will be able to:

- Identify sources and gather information relevant to testing, commissioning and maintenance of backflow prevention devices
- Apply safety and quality assurance requirements and demonstrate effective work methods relevant to testing, commissioning and maintenance of backflow prevention devices
- Test, commission and undertake maintenance of high, medium and low hazard backflow prevention devices in water services
- Identify and complete all relevant documentation relevant to testing, commissioning and maintenance of backflow prevention devices

### Recognition

On successful completion of this course learners will be issued with a Nationally Recognised Statement of Attainment.

To register for this course, visit  
[www.mpaq.com.au/training](http://www.mpaq.com.au/training) or call  
**1300 222 727**



Master Plumbers'  
Association  
of Queensland



## Backflow Revalidation (Online)

### Course overview

This is a QBCC Commissioner Approved online course required for all plumbers who need to renew the backflow endorsement on their plumbing licence. The revalidation is required to be successfully completed every five years in order to maintain the backflow endorsement on your licence.

The course covers a review of the current relevant legislation relating to backflow procedures and practices. Specifically, it covers the competency required to test, commission and maintain backflow prevention devices. It covers preparation for the work, the identification of testing and commissioning requirements, the physical testing and commissioning of devices, the maintenance of devices and the completion of work finalisation processes.

To complete the backflow revalidation course, participants will be required to complete a self-paced online assessment and submit six (6) previous test reports tested to the current standard.

**NOTE:** A Webcam is required in order to participate in the course and action its content.

### Prerequisites

The revalidation is only available for plumbers who currently hold the backflow endorsement on their plumber's licence. The backflow endorsement is required to be revalidated prior to its expiry date; however it can be completed by licensees within 12 months after the expiry date as listed on their licence.

All participants are also required to possess a copy of the following Australian Standards (including all amendments) in order to commence the course:

- AS/NZS3500.1 2018
- AS/NZS2845.3 2010

**NOTE:** The AS2845.3:2010 is still active in QLD until the form 9 is updated to require testing to be performed to AS/NZS2845.3:2020.

### Course delivery

This course is delivered online and is self-paced. Students will be given 1 month to complete the course.

### Course outcomes

On successful completion of this course learners will be able to:

- Renew the Backflow Prevention endorsement on their plumber's licence

### Recognition

As this course is QBCC Commissioner Approved, upon successful completion learners will be issued with a Certificate of Completion. The certificate must be presented to the QBCC to have the endorsement renewed on your licence.

To register for this program, visit  
[www.mpaq.com.au/training](http://www.mpaq.com.au/training) or call  
**1300 222 727**



Master Plumbers'  
Association  
of Queensland



## CPCPWT4023 – Commission & Maintain Hot & Heated Water Temperature Control Devices (TMV)

### Course overview

This is an accredited one day course with an additional online theory component required for all plumbers' who wish to obtain a TMV endorsement with the Queensland Building and Construction Commission (QBCC).

This unit of competency specifies the outcomes relating to Thermostatic Mixing Valves and is offered as a blended delivery of face to face and online learning. Specifically, it covers the competency required to test, commission and maintain hot/and or heated water temperature control devices including thermostatic mixing valves in water services. It covers preparation for the work, identification of testing and commissioning requirements, the physical testing and commissioning of devices, the maintenance of devices and the restoration of the work area upon completion.

Assessments for this course are conducted in both a practical and theoretical setting.

### Prerequisites

Students must complete the online pre-course material prior to attending the face to face class.

All participants are also required to possess a copy the following Australian Standards in order to commence the course:

- AS/NZS3500.4 2018
- AS/NZS4032.3 2004

### Course delivery

This course is delivered over 16 hours, generally, one 8-hour day face to face in a classroom setting with additional online course work that must be completed at least two days prior to the classroom delivery of your chosen course.

This course requires a theoretical assessment be completed online and a practical assessment be completed on site while supervised by the MPAQ trainer.

### Course outcomes

On successful completion of this course learners will be able to:

- Identify sources and gather information relevant to testing, commissioning and maintenance of hot water temperature control devices
- Apply safety and quality assurance requirements and demonstrate effective work methods relevant to testing, commissioning and maintenance of hot water temperature control devices.
- Test, commission and undertake maintenance of hot water temperature control devices, including thermostatic mixing valves in water services
- Identify and complete all relevant documentation relevant to testing, commissioning and maintenance of hot water temperature control devices

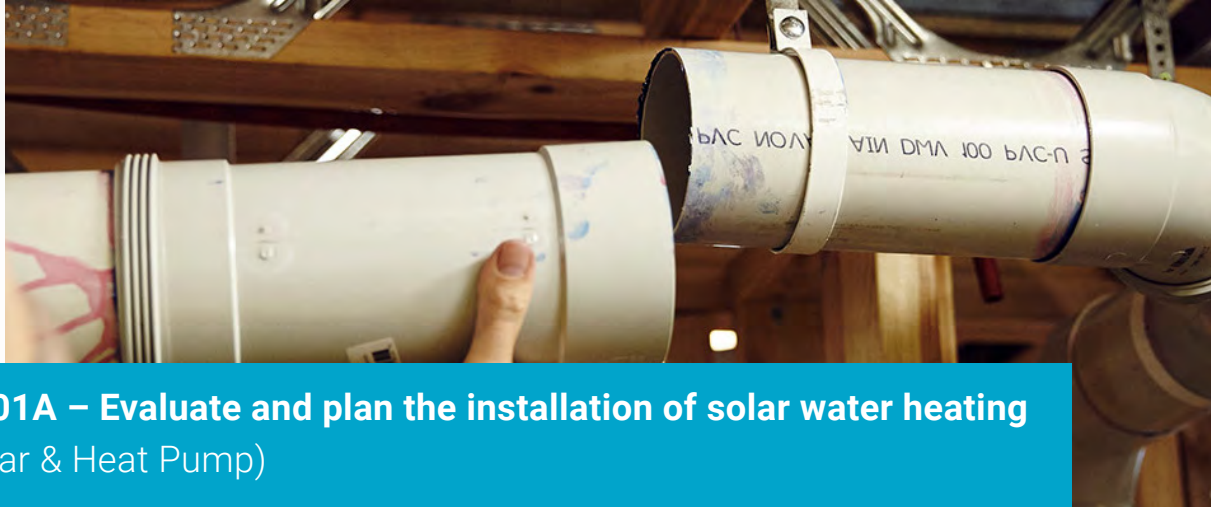
### Recognition

On successful completion of this course learners will be issued with a Nationally Recognised Statement of Attainment.

To register for this course, visit  
[www.mpaq.com.au/training](http://www.mpaq.com.au/training) or call  
**1300 222 727**



Master Plumbers'  
Association  
of Queensland



## QLD334SWH01A – Evaluate and plan the installation of solar water heating systems (Solar & Heat Pump)

### Course overview

This is a QBCC Commissioner Approved online course required for all plumbers who wish to gain an endorsement on their plumbing licence to install solar and heat pump water heating systems.

To complete this course, participants will be required to complete an online assessment.

NOTE: A Webcam is required in order to participate in the course.

### Prerequisites

All participants are also required to possess a copy the following Australian Standards in order to commence the course:

- AS/NZS3500.0 2003
- AS/NZS3500.1 2018
- AS/NZS3500.4 2018

### Course delivery

This course is delivered online and is self-paced. Students will be given 1 month to complete the course.

### Course outcomes

On successful completion of this course learners will be able to:

- Evaluate the design, planning and the installation requirements to ensure the safe installation of solar and heat pump water heating systems.

### Recognition

As this course is non-accredited, upon successful completion learners will be issued with a Statement of Completion. The certificate must be presented to the QBCC to have the endorsement added to your licence.

To register for this course, visit  
[www.mpaq.com.au/training](http://www.mpaq.com.au/training) or call  
**1300 222 727**



NATIONALLY RECOGNISED  
TRAINING



Master Plumbers'  
Association  
of Queensland



## CPCPGS4022A – Service Type A gas appliances

### Course overview

This is an accredited five day course that is one of the four Certificate IV units required to transition from an interim gas licence to a full gas licence in Queensland.

This course covers current relevant legislation and content relating to Type A Gas appliances in addition to offering both classroom and practical based learning. Specifically, it covers the skills and knowledge required to diagnose and rectify faults whilst servicing and commissioning Type A Gas Appliances and their components. This unit includes conducting leak testing procedures and testing and commissioning appliances in the workplace.

### Prerequisites

- Completion of a Certificate III in Plumbing or Certificate III in Gas Fitting.
- Students must hold an Interim Gas Licence issued by the Department of Natural Resources, Mines and Energy.
- Work associated with this unit is undertaken within the scope of AS/NZS 5601:2013 Part 1 Gas installations and local licensing requirements (gas, electrical and plumbing). All participants are also required to possess a copy the following Australian Standards (including all amendments) in order to commence the course\*:

- AS/NZS5601.1 2013
- AS/NZS5601.2 2013
- AS/NZS1596 2014
- AS/NZS4575 2019

### Course delivery

This course is delivered over 40 hours (generally 5 consecutive 8-hour days) face to face in a classroom setting.

This course requires a theoretical assessment and a practical assessment be completed on site while supervised by the MPAQ trainer.

### Course outcomes

On successful completion of this course learners will be able to:

- Apply safety and quality assurance requirements and demonstrate effective work methods relevant to Type A gas appliances
- Disassemble and assemble Type A gas appliances
- Diagnose and remedy electrical and electronic circuitry faults
- Diagnose and remedy gas system faults on Type A gas appliances
- Convert Type A gas appliances to another gas type
- Identify and complete all relevant documentation.

### Recognition

On successful completion of this course learners will be issued with a Nationally Recognised Statement of Attainment.

To register for this course, visit  
[www.mpaq.com.au/training](http://www.mpaq.com.au/training) or call  
**1300 222 727**



NATIONALLY RECOGNISED  
TRAINING



Master Plumbers'  
Association  
of Queensland



## CPCPGS4011C – Design and size consumer gas installations

### Course overview

This is an accredited three day course that is one of the four Certificate IV units required to transition from an interim gas licence to a full gas licence in Queensland.

This unit of competency specifies the outcomes required to design, size and document a consumer's gas installation, including consumer piping operating up to a pressure of 200kPa, fluing, ventilation and appliance installation associated with natural gas (NG), simulated natural gas (SNG), liquefied petroleum gas (LPG) and tempered liquefied petroleum gas (TLPG) for a building of minimum four floors and multiple buildings supplied through one gas source (billing meter or storage tank). It covers preparing for work, determining gas installation design requirements, detailed planning of the layout, and completing work finalisation processes, including records and documentation.

### Prerequisites

There are no prerequisites for this course with the exception of if you are completing this course to transition from an interim gas licence to a full gas licence. See information below

- Completion of a Certificate III in Plumbing or Certificate III in Gas Fitting.
- Students must hold an Interim Gas Licence issued by the Department of Natural Resources, Mines and Energy.

All participants are required to possess a copy the following Australian Standards (including all amendments) in order to commence the course:

- AS/NZS5601.1 2013
- AS/NZS5601.2 2013
- AS/NZS1596 2014

### Course delivery

This course is delivered over 24 hours (generally 3 consecutive 8-hour days) face to face in a classroom setting.

This course requires a theoretical assessment and a practical assessment be completed on site while supervised by the MPAQ trainer.

### Course outcomes

On successful completion of this course learners will be able to:

- Prepare for design work
- Identify system requirements for consumer gas installations
- Plan and design the system layout for various consumer gas installations
- Apply relevant safety, quality assurance and sustainability requirements
- Identify and complete all relevant documentation.

### Recognition

On successful completion of this course learners will be issued with a Nationally Recognised Statement of Attainment.

To register for this course, visit  
[www.mpaq.com.au/training](http://www.mpaq.com.au/training) or call  
**1300 222 727**



NATIONALLY RECOGNISED  
TRAINING



Master Plumbers'  
Association  
of Queensland



## CPCPCM4012A – Estimate and Cost Work

### Course overview

This is an accredited two day course that is one of the four Certificate IV units required to transition from an interim gas licence to a full gas licence in Queensland.

This course covers current relevant legislation and content relating to estimating and costing work, in addition to offering classroom based learning. Specifically, it covers the outcomes required to estimate materials, labour and time requirements and the requirements to establish costs for the provision of services and or products. It covers the gaining of information, the estimation of materials and time, the calculation of costs and the associated documentation.

### Prerequisites

There are no prerequisites for this course with the exception of if you are completing this course to transition from an interim gas licence to a full gas licence. See information below

- Completion of a Certificate III in Plumbing or Certificate III in Gas Fitting.
- Students must hold an Interim Gas Licence issued by the Department of Natural Resources, Mines and Energy.

### Course delivery

This course is delivered over 16 hours (generally 2 consecutive 8-hour days) face to face in a classroom setting.

This course requires a theoretical assignment to be completed externally and submitted to your trainer within two (2) weeks of completing your face to face component.

### Course outcomes

On successful completion of this course learners will be able to:

- Identify sources and gather information relevant to estimating and costing plumbing services
- Calculate materials, labour and time requirements to complete plumbing work using information sourced from work site or provided drawings and specifications, including the use of proprietary estimating software
- Identify safety requirements relevant to plumbing work, its effect on work methods and cost of completing work
- Cost plumbing projects taking into account materials, labour, overhead costs, contingencies and required mark-up percentages
- Develop documentation relating to estimating, costing and presentation of tenders/quotation to client

### Recognition

On successful completion of this course learners will be issued with a Nationally Recognised Statement of Attainment.

To register for this course, visit  
[www.mpaq.com.au/training](http://www.mpaq.com.au/training) or call  
**1300 222 727**



NATIONALLY RECOGNISED  
TRAINING



Master Plumbers'  
Association  
of Queensland



## CPCPCM4011A – Carry out Work-Based Risk Control Processes

### Course overview

This is an accredited two day course that is one of the four Certificate IV units required to transition from an interim gas licence to a full gas licence in Queensland.

This unit of competency covers current relevant legislation relating to work-based risk control processes and practices in addition to offering classroom based learning. Specifically, it covers the outcomes required to carry out work-based risk control processes. It covers the identification of hazards, the assessment of risk, the identification of unacceptable risk and the determination, preparation and completion of a course of action.

Assessments for this course are conducted in both a practical and theoretical classroom setting.

### Prerequisites

There are no prerequisites\* for this course with the exception of if you are completing this course to transition from an interim gas licence to a full gas licence. See information below

- Completion of a Certificate III in Plumbing or Certificate III in Gas Fitting.
- Students must hold an Interim Gas Licence issued by the Department of Natural Resources, Mines and Energy.

### Course Delivery

This course is delivered over 16 hours (generally 2 consecutive 8-hour days) face to face in a classroom setting.

This course requires a theoretical assessment and a practical assessment be completed on site while supervised by the MPAQ trainer.

### Course outcomes

On successful completion of this course learners will be able to:

- Analyse a worksite and existing safety system information to identify and classify unresolved hazards and their likely impact
- Apply the three steps of identifying work based hazards, assessing the risk and determining unacceptable risk situations
- Identify, analyse and develop a plan of action to control risk
- Complete documentation associated with work based risk control and ensure proper distribution, storage and review
- Apply planning to ensure identified controls are implemented and reviewed in a timely manner

### Recognition

On successful completion of this course learners will be issued with a Nationally Recognised Statement of Attainment.

To register for this course, visit  
[www.mpaq.com.au/training](http://www.mpaq.com.au/training) or call  
**1300 222 727**



NATIONALLY RECOGNISED  
TRAINING



Master Plumbers'  
Association  
of Queensland



## BSBSMB401 – Establish legal and risk management requirements for small business

### Course overview

This is an online course for all plumbers and contractors who wish to obtain a QBCC Trade Contractor Licence. Furthermore, this course is also one of the mandatory Certificate IV competencies required to obtain a Queensland Plumbing and Drainage Contractors Licence.

This course covers current legislation and best practice relating to the legal requirements required to identify and comply with all regulations affecting a business. Specifically, it covers the skills and knowledge required to identify and comply with the regulatory, legal, taxation and insurance requirements, and risk management needs of small business.

This course is recommended for owners of existing micro and small businesses or those wishing to set up a new business or a department in a larger organisation.

**NOTE:** A Webcam is required in order to participate in the course.

### Prerequisites

There are no prerequisites for this course.

### Course delivery

This course is delivered online and is self-paced. Students will be given 3 months to complete the course.

### Course outcomes

On successful completion of this course learners will be able to:

- Identify and implement business legal requirements
- Comply with legislation, codes and regulatory requirements
- Negotiate and arrange contracts
- Identify and treat business risks

### Recognition

On successful completion of this course learners will be issued with a Nationally Recognised Statement of Attainment.

To register for this course, visit  
[www.mpaq.com.au/training](http://www.mpaq.com.au/training) or call  
**1300 222 727**



NATIONALLY RECOGNISED  
TRAINING



Master Plumbers'  
Association  
of Queensland



## Plumbing Legislation Workshop

### Workshop overview

This is a one day workshop that will enable plumbers to demonstrate their knowledge of the current Queensland Plumbing and Drainage Legislation. It will review the different acts, regulations, codes and standards associated within the plumbing industry.

### Prerequisites

There are no prerequisites for this course.

### Workshop Delivery

This workshop is delivered over 6 hours during a face to face workshop.

### Course outcomes

On successful completion of this workshop, learners will be able to demonstrate their knowledge of the current Queensland Plumbing and Drainage Legislation.

### Recognition

This workshop will not lead to any certifications or qualifications. On successful completion of this workshop learners will be issued with a Certificate of Attendance.

To register for this workshop, visit  
[www.mpaq.com.au/training](http://www.mpaq.com.au/training) or call  
**1300 222 727**



Master Plumbers'  
Association  
of Queensland



## LMBWS1 – Legionella Management in Building Water Systems

### Course overview

The introduction of Legionella Management in the Building Water Systems course has been designed for Plumbers and Apprentices to further their knowledge about the Legionella risk in water systems within buildings.

This course is also open to Facility Managers and Maintenance Workers. It approaches the subject of water safety and hygiene with a holistic perspective incorporating microbial, physical and chemical risks and practices associated with water distribution systems within buildings. It will provide you with a broad knowledge of the technical requirements and provide practical advice for the control of waterborne pathogens and the national enHealth guidelines for Legionella control.

### Prerequisites

There are no prerequisites for this course.

### Course Delivery

This workshop is delivered over 8 hours during a face to face course.

### Course outcomes

To enable attendees to gain an understanding of the recommendations of the enHealth guidelines for Legionella control in health and aged care facilities, and what is considered to be an awareness of treating the Legionella bacterium in building water systems.

This knowledge will provide further awareness to allow attendees to undertake their roles and duties in respect of water distribution systems with a greater emphasis on the safety of residents, patients and staff.

### Recognition

This workshop will not lead to any certifications or qualifications. On successful completion of this workshop learners will be issued with a Certificate of Attendance.

To register for this course, visit  
[www.mpaq.com.au/training](http://www.mpaq.com.au/training) or call  
**1300 222 727**



## Introduction to Estimating for Plumbers

### Course overview

This is a non-accredited three-day course intended as an introduction to the art of estimating.

This unique classroom-based course, delivered by plumbers for plumbers, is an ideal setting for those looking for a guided, practical hands-on entry into estimating in the plumbing industry.

The course covers:

- Current information relating to estimating and costing work;
- The outcomes required to estimate materials, labour and time requirements;
- The requirements to establish costs for the provision of services and or products;
- Gathering information;
- Reading and understanding plans;
- Performing material take-offs;
- Calculating labour rates and other associated costs;
- Reviewing an estimate and preparing a submission letter;
- A brief introduction to industry-leading digital tools used in estimating and job/project management.

### Prerequisites

There are no prerequisites for this course but it is recommended for plumbers and gas fitters.

### Course Delivery

This course is delivered over 24 hours (generally 3 consecutive 8-hour days) face to face in a classroom setting.

### Course outcomes

On successful completion of this course learners will be able to:

- Identify sources and gather information relevant to estimating and costing plumbing services.
- Calculate materials, labour and time requirements to complete plumbing work using information sourced from the work site or provided drawings and specifications, including the use of proprietary estimating software.
- Identify safety requirements relevant to plumbing work, its effect on work methods and cost of completing work.
- Cost plumbing projects taking into account materials, labour, overhead costs, contingencies and required mark-up percentages.
- Develop documentation relating to estimating, costing and presentation of tenders/quotation to the client.

### Recognition

On successful completion of this course learners will be issued with a Certificate of Completion.

To register for this course, visit  
[www.mpaq.com.au/training](http://www.mpaq.com.au/training) or call  
**1300 222 727**



# Fire Protection Courses

**RTO: 22101 Fire Industry Training**



<b>CPP20521 – Certificate II in Fire Protection (Inspection &amp; Testing)</b>	36
<b>Fire Protection – Domestic and Residential</b>	37
(CPCPFS3037A – Install domestic and residential life safety sprinkler systems)	
(CPCPCM2043A – Carry out WHS requirements)	
(CPCPFS4021A – Commission domestic and residential fire suppression sprinkler systems)	
(CPCPFS4024A – Design residential and domestic fire sprinkler systems)	
<b>CPC32813 – Certificate III in Fire Protection (Apprenticeship pathway)</b>	38
<b>UEE31020 – Certificate III in Fire Protection Control</b>	39
<b>11002NAT – Certificate IV in Fire Systems Compliance</b>	40
<b>CPC50509 – Diploma of Fire Systems Design</b>	41

**Course provider:**  
Fire Industry Training  
(RTO: 22101)

**How to apply:**  
T: 1300 222 727  
E: [infoqld@picac.edu.au](mailto:infoqld@picac.edu.au)

**Location:**  
PICAC Beenleigh  
PICAC Brendale



## CPP20521 – Certificate II in Fire Protection - Inspection and Testing

### Course overview

Fire Industry Training (FiT) offers this qualification for individuals who are already working in the Fire Protection Industry and are wanting to obtain state specific Fire Protection licenses. The training is customised to assist in students' eligibility to apply for the variety of licences (Queensland specific) and in addition to improve their employability.

### Prerequisites

To enter this course an applicant must be able to demonstrate they hold current industry knowledge, which FiT defines as at least 6-months of consistent relevant work. Throughout the enrolment process the applicant must provide evidence to demonstrate experience within relevant work activities, including:

- Copy of the relevant job description and pay slips to validate the job description
- Written support from their employer
- Signed copy of their current resume or CV
- Certified copies of other relevant formal and informal training certificates or statements of learning.

It is recommended that students are able to demonstrate Language, Literacy and Numeracy skills equivalent to Level 3 of the Australian Core Skills Framework (ACSF).

### Course Delivery

The Qualification is delivered through a variety of streams based on licence outcomes. Regardless of the stream, the qualification is generally completed in approximately 6-months, with all student completing Block 1 – Core Units and then finally completing the Elective Units that are relevant to the chosen enrolment.

Students will be required to complete online learning activities and attend regular web-based classroom sessions, all the time supported by a qualified Trainer. Once all the learning requirements have been achieved and the student is ready for assessment, a 4-6 days Assessment Block is booked.

### Recognition

On successful completion of CPP20511 Certificate II in Fire Protection Inspection & Testing, students will be awarded a Qualification. A Statement of Attainment will be issued to students who partially complete the Certificate.

To register for this course, visit  
**[www.fireindustrytraining.com.au](http://www.fireindustrytraining.com.au)**  
or call **1300 222 727**



## Fire Protection – Domestic and Residential

- CPCPFS3037A Install domestic and residential life safety sprinkler systems
- CPCPCM2043A Carry out WHS requirements
- CPCPFS4021A Commission domestic and residential fire suppression sprinkler systems, and
- CPCPFS4024A Design residential and domestic fire sprinkler systems

**Note:** If you have completed the Certificate III in Fire Protection, you may only need to complete CPCPFS4021A & CPCPFS4024A

### Course overview

This course is designed to assist existing workers in the Fire Protection & Plumbing Industries, who are seeking the endorsement of:

Restricted Water plumber – Fire Protection; Domestic and Residential in Queensland (covers water plumbing work that is installing, maintaining and testing domestic & residential fire sprinkler systems)

### Prerequisites

Prospective students are required be a licenced Sprinkler Fitter or Plumber and provide evidence which verifies their demonstrated experience within relevant work activities - examples of acceptable forms of evidence include:

- Copy of the relevant Licence
- Written support from their employer
- Signed copy of their current resume or CV
- Certified copies of relevant formal and informal training records; for example, Certificates or Statements of participation.

It is recommended that students are able to demonstrate Language, Literacy and Numeracy skills equivalent to Level 3 of the Australian Core Skills Framework (ACSF).

### Course Delivery

This 10-day course is delivered via face-to-face, currently offered at the Queensland (Beenleigh) campus.

### Recognition

On successful completion of the course graduates will receive a Statement of Attainment.

To register for this course, visit  
**[www.fireindustrytraining.com.au](http://www.fireindustrytraining.com.au)**  
or call **1300 222 727**



## CPC32820 – Certificate III in Fire Protection (Apprenticeship pathway)

### Course overview

Fire Industry Training (FiT) offers this qualification exclusively as an apprenticeship to registered Sprinkler Fitting Apprentices. Our CPC32813 Certificate III in Fire Protection - Apprenticeship Pathway program covers the knowledge required in all aspects of installation and maintenance of fire protection systems in both domestic and commercial buildings.

### Entry requirements

You must be employed and registered as an Apprentice Sprinkler Fitter prior to commencing this qualification with FiT. There are no additional formal course entry requirements or pre-requisites but apprentices without Construction Induction Card will be expected to attain it.

It is recommended that students are able to demonstrate Language, Literacy and Numeracy skills equivalent to Level 3 of the Australian Core Skills Framework (ACSF).

Students will be expected to have access to:

- Computer
- Internet
- National Construction Code
- Australian Fire Standards

### Duration and structure

The apprenticeship has a nominal completion of four years. FiT delivers the qualification (according to an agreed Training Plan) over three years of Trade School attendance. The schooling is face-to-face, part-time, with regular attendance blocks and is supported by integrated eLearning.

First Aid training may be delivered and assessed by CEPUTEC (RTO: 4612).

### Recognition of prior learning and credit transfer

Students with relevant industry experience or who hold one or more units of competency delivered by FiT in this qualification and who can demonstrate experience within the last two years, are encouraged to discuss the matter with FiT.

### Recognition

On successful completion of CPC32813 Certificate III in Fire Protection - Apprenticeship Pathway, students will be awarded a qualification. A Statement of Attainment will be issued to students who partially complete the Certificate.

**To register for this course, visit  
[www.fireindustrytraining.com.au](http://www.fireindustrytraining.com.au)  
or call 1300 222 727**



## UEE31020 – Certificate III in Fire Protection Control

### Course overview

Fire Industry Training (FiT) offers this qualification exclusively as an apprenticeship. Our UEE31011 Certificate III in Fire Protection Control has been developed in conjunction with industry practitioners and FiT Trainers and Assessors, it covers the knowledge and skills required to become a qualified Fire Technician.

For Queensland apprentices, this training program also includes an extra unit of competency (UEENEEP024A) enabling our Fire Technicians eligibility to apply for a Restricted Electrical Work Licence (Fire protection and control systems)

On the successful completion of this apprenticeship pathway, students receive the Qualification UEE31011 Certificate III in Fire Protection Control, and QLD apprentices also a Statement of Attainment UEENEEP024A.

### Entry requirements

To enter this course a person must be employed as a Fire Technician Apprentice.

The employer determines the minimum educational standard of the student through the recruitment process. FiT will assess a student for LLN before classes start and provide educational support and referral to a student as required.

### Duration and structure

The Electrotechnology Industry affirms that training and assessment leading to recognition of skills must be undertaken in a real or very closely simulated workplace environment and this qualification requires all units of competency to be delivered in this context. Further the Electrotechnology Industry has expressed a preference for profiling as a form of assessment activity.

FiT's delivery schedule has been developed in conjunction with industry with the units delivered in an order that reflect real industry outcomes and processes. Units will be delivered and assessed as stand-alone units with no clustering arrangements. The delivery schedule sequencing allows for knowledge and skills already obtained from previous units to be accounted and allowed for in following units.

FiT delivers this learning program (according to an agreed Training Plan) over 3-years of Trade School attendance. Apprentices are required to attend 5 consecutive days per week, with:

- First year: 5 weeks training - 8 units delivered
- Second year: 5.4 weeks training - 8 units delivered
- Third year: 6 weeks training - 9 units delivered.

An additional 2-days is offered at the end of third year for QLD apprentices who wish to complete the additional unit of competency UEENEEP024A.

When not attending structured training at FiT, the student will be working as an apprentice for their host employer (on the job training, recorded though e-profiling).

To register for this course, visit  
**[www.fireindustrytraining.com.au](http://www.fireindustrytraining.com.au)**  
or call **1300 222 727**



## 11002NAT – Certificate IV in Fire Systems Compliance

### Course overview

Fire Industry Training (FiT) offers this qualification that allow Fire Protection workers to be able to certify fire protection systems.

It will provide participants with a range of knowledge and skills to:

- undertake a visual inspection of a fire protection system, and detect any altered, damaged, or compromised aspects within the system
- determine the fire protection system's compliance with Australian and international standards, Building Code of Australia requirements and manufacturer's specifications
- provide a report (including a certificate) which states the compliance or non-compliance of fire protection systems.

### Entry requirements

To enter this course an applicant must be able to demonstrate they hold current industry knowledge, which FiT defines as at minimum 2 years' experience as a licensed Fire Protection tradesperson within the stream they are looking to enrol into.

Throughout the enrolment process the applicant must provide evidence to demonstrate experience within relevant work activities, including:

- Copy of the relevant job description and pay slips to validate the job description
- Written support from their employer
- Signed copy of their current resume or CV
- Examples of work
- Certified copies of other relevant formal and informal training certificates or statements of learning.

To complete training applicants will also need access to:

- a suitable workplace to undertake research activities and work-based projects
- a licenced supervisor in the stream you are looking to attain
- relevant Australian Standards, Codes & Legislations.

It is recommended that students can demonstrate Language, Literacy and Numeracy skills equivalent to Level 3 of the Australian Core Skills Framework (ACSF).

### Duration and structure

The range of hours are dependent on the stream chosen. It is expected participants will be required to engage in learning from six months to two years.

Students will be required to complete workplace-based projects, online learning activities and attend web-based classroom sessions, all the time supported by a qualified Trainer.

Once all learning requirements have been achieved the student will be required to complete the associated assessment tools.

The course is divided into Streams of training:

- Fire Detection Systems
- Fire Fighting Appliances
- Special Hazards
- Passive Fire Equipment
- Hydrants, Hose Reels, Sprinklers & Pumpsets.

To register for this course, visit  
**[www.fireindustrytraining.com.au](http://www.fireindustrytraining.com.au)**  
or call **1300 222 727**



## CPC50509 – Diploma of Fire Systems Design

### Course overview

This qualification educates students in the development of technical designs and documentation for water-based fire suppression systems and meets the requirements of the National Construction Code of Australia (NCC) and includes a stream to qualify for the annual certification of fire systems.

Efficient, safe and functional fire systems only occur when they have been well designed. Designing fire systems includes detailing the installation requirements, testing and commissioning schedules, quality control checklists etc, which are all aligned to Australian regulatory requirements.

### Entry requirements

Students will need to be currently working as a Fire Systems Designer in the Fire Protection Industry and will require a workplace mentor, as learning is a union between FiT training & the workplace. There are no formal pre-requisites for this qualification however you will be expected to have access to:

- Computer
- Internet
- Zoom (video conferencing app)
- National Construction Code of Australia
- Australian Standards.

It is recommended that students are able to demonstrate Language, Literacy and Numeracy skills equivalent to Level 3 of the Australian Core Skills Framework (ACSF).

### Duration and structure

Fire Industry Training (FiT) delivers this course through distance learning using a combination of blended learning, workplace based learning and submission of project work for assessment. Students have 24 months from the commencement date to complete the course.

### Recognition of prior learning and credit transfer

Students with relevant industry experience or who hold one or more units of competency delivered in this course and who can demonstrate experience within the last two years, are encouraged to discuss the matter with FiT, as formal recognition may shorten the duration of the course.

FiT are offering Recognised Prior Learning (RPL) in the first instance to the experienced Fire Systems Designer community of NSW. This is an assessment only process designed to provide a quality outcome to the participants and community, through a rigorous assessment of every facet of Water-Based Fire Systems Design.

### Recognition

On successful completion of CPC50509 Diploma of Fire Systems Design, students will be awarded a Qualification. A Statement of Attainment will be issued to students who partially completed the Diploma.

To register for this course, visit  
**[www.fireindustrytraining.com.au](http://www.fireindustrytraining.com.au)**  
or call **1300 222 727**

# PLUMBING INDUSTRY

CLIMATE ACTION CENTRE

## Contact us

Tel: 1300 222 727

email: [infoqld@picac.edu.au](mailto:infoqld@picac.edu.au)

[www.picac.edu.au](http://www.picac.edu.au)



DISCLAIMER: The information in this training schedule is correct as at December 2021. Changes in circumstances after this date might change the accuracy of the information. PICAC reserves the right to alter any content described in this course guide without notice.